



2019

2019-119

2019 08

)

(

1

2

4

2017

“

”

5

6

2015 6 10

5,000

5%

2016 6 22

[2016] 551

2017 5

7

100%

100%

			300130
	XGD INC.		
	XGD		

	10 B	10 B
20		20
0755-83481391		0755-83481391
0755-83890344		0755-83890344
songjing@xgd.com		fangyuan@xgd.com

1

2018

2

2018

3

2018

	1,376,098,812.16	892,348,199.22	54.21%
	141,627,598.28	59,276,245.07	138.93%
	120,295,407.44	36,380,973.57	230.65%
	-2,774,955.48	-117,997,982.92	97.65%
/	0.30	0.15	100.00%
/	0.30	0.15	100.00%
	6.34%	2.94%	3.40%
	3,668,737,058.80	4,160,400,580.37	-11.82%
	2,280,841,567.82	2,099,149,347.05	8.66%

/	0.2965
---	--------

1

2

	-11,650.25	
	18,777,309.49	
	4,778,430.13	
	-406,400.51	
	1,792,044.76	
	13,453.26	
	21,332,190.84	--

1 —

1 —

1 —

“ + + + ” SaaS +”
36

1

PCS

	6.05%
	16.75%
	31.23%
	63.18%
	204.73%
	100%

2

2001

IT

PCS

A

7.06%

198

60

4

338

167

10,752.08

24.62%

72%

“ ” “ ”

	1,376,098,812.16	892,348,199.22	54.21%	
	988,293,968.53	619,638,471.64	59.50%	
	67,713,119.98	53,276,154.21	27.10%	
	88,509,547.17	78,597,613.64	12.61%	
	12,855,484.44	29,887,297.36	-56.99%	
	13,120,685.74	9,749,412.21	34.58%	

	97,183,379.25	82,102,890.13	18.37%	
	-2,774,955.48	-117,997,982.92	-97.65%	
	231,296,224.98	185,277,985.63	24.84%	
	-577,633,124.95	-226,987,698.75	154.48%	
	-348,428,847.15	-159,719,718.73	118.15%	

10%

	411,642,788.45	270,856,935.37	34.20%	-20.16%	-32.81%	12.39%
	36,760,259.89	1,753,365.03	95.23%	60.07%	43.83%	0.54%
	51,848,790.11	36,757,613.47	29.11%	137.28%	224.35%	-19.03%
	64,874,467.53	28,534,190.10	56.02%	13.18%	1.60%	5.01%
POS	11,003,715.51	7,825,213.96	28.89%	325.51%	493.02%	-20.08%
	11,364,476.06	7,421,209.83	34.70%	1,291.26%	833.41%	32.03%
	757,335,822.67	604,459,414.41	20.19%	191.76%	253.67%	-13.97%
	31,268,491.93	30,686,026.35	1.86%	169.03%	979.68%	-73.69%

	4,778,430.13	3.08%	
	0.00	0.00%	

	4,993,407.94	3.22%	/	
	60,950.62	0.04%		
	483,904.68	0.31%		

1

	979,370,083.51	26.70%	1,197,062,886.01	30.35%	-3.65%	
	422,955,623.25	11.53%	473,497,226.59	12.01%	-0.48%	
	295,891,154.79	8.07%	270,624,043.24	6.86%	1.21%	
	429,836,333.65	11.72%	396,226,954.63	10.05%	1.67%	
	820,000,000.00	22.35%	502,032,183.33	12.73%	9.62%	
			160,000,000.00	4.06%	-4.06%	

2

3

81 “ ”

1

2

	350,000,000.00	2019	4	24							
2019	5	16	2018		2017						
										94,790.33	
2019	6	30									0


2


	()	(1)	(2)	(3) (2)/(1)						
1.		2,690	2,690	1,967.88	73.16%	2012	12	10		
2.		5,621	5,621	3,041.84	54.12%				822.48	
3.		15,306	15,306	16,001.82	104.55%	2016	06	30	428.42	1,163.88
4.				9.48	3,962.25					
5. 100%		44,462		44,516.69	100.12%	2016	08	15	1,759.64	17,649.17

	--	16,400	16,400	3,664.04	20,064.04	100.00%	--	--	--	--	--
	--	54,084.61	44,084.61	3,664.04	48,489.08	--	--	718.93	1,784.03	--	--
	--	122,163.61	67,701.61	3,673.52	117,979.56	--	--	2,906.99	21,419.56	--	--
	1 “ ” 2010										
	6 2010 2										
	“2 ”										
	“ ”										
	2										
	2015 1 26										
	2015 1 26										
	“ ”										
	3,123.16										
	2 “ ”										
0.7 R 1.2 30% 15 45%” “ 0.7 R 1.2											
30% 10 45%”											
2012 4											
26 2011											
2016 6 29											
“ ” “ ”											
2017 2 9											
1											
2											
3											
2017-127											

	1					“	”	“	”
					2				
				2012	8	27	2012		
				“			”		1
	2			2010	6			2010	2
						“2	”		
	“	”							2
								2015	1 26
				2015	1	26			
							“		”
								3,123.16	
	3	2016	6	27					
	2012	12							20%
				80%					
	“	”			20%				
		20%							4%
	2,860		2016	9	1			2016	12 28
						“			
						2,360	”		
	1	2011				2011	3	21	
									,
	2011	4	1			1			
		2012	8	27		2012			
		“				”		1	
	2		2011	8	5				“
				”				()	1.35

	2,500	12,806							
	2017 10 31								
	2017-125 :	“			” “				
	”								
	1	2012 4 26	2011						
		”							
			2011				1,475.71		
							1,475.71		
					2012 5 2		2012 5 3		
	2	2012 8 9							
			2012-28						
	1		2010 12 31						
	1,293						[2010]2404		
							2011 3 3		
	1,293	,	2011 4 21						
	2	2017							
		350,000,000					100%		
	,		[2017] 003808						
	3	2017 10 25							
			100%			350,000,000	2017 10 26		
						350,000,000			
			2017-118						
		2016 7 26					2016 8 15	2016	
			20%						
	12		2018 2 28				2,360	2018	
3	19								2,360





4%

20%

2,860



6

1

2

3

1

					3									
	72%	2019 8 1	5,760	-302,04		-2.13%			5%				2019 05 31	2019-0 69

--	--	--	--	--	--	--	--	--	--	--	--	--	--	--

2

		2019 08 1	5,760	-302,04		-2,13%			5%			2019 05 31	2019-0 69
	72%												

--	--	--	--	--	--	--	--	--	--	--	--	--	--

2019 1-9

	28,400	--	30,200	12,094.41		134.82%	--	149.70%
/	0.59	--	0.63	0.158		273.42%	--	298.73%
	2019							
	2019					6,600		

7 1 9 30

	7 9								
	14,200	--	16,000	6,166.79		130.27%	--	159.45%	
	2018	7	9		6,166.79		2019	7	9
				14,200	-16,000			130.27%	-
	159.45%								

2017

”

“

2015 6 10

5 000

5% 2016 6 22

[2016] 551

2017 5

100%

100%

1

2018		43.18%	2019 05 16	2019 05 16	2018 2019 063
2019		45.46%	2019 06 18	2019 06 18	2019 2019 093

2

“ ”

“ ”

2015
2019 2 22
2015

3

2015

2015
2015
,

2019 6 18 2019

2019 6 6
2019-085



	2018 03 22	220,000	2018 12 28	8,000		2018 12 28 2019 12 19		
	2018 03 22	220,000	2018 11 16	7,000		2018 11 16 2019 12 17		
	2018 03 22	220,000	2018 12 14	8,000		2018 12 14 2019 12 13		
	2018 03 22	220,000	2018 11 23	5,000		2018 11 23 2019 11 23		
	2018 03 22	220,000	2018 12 14	7,000		2018 12 14 2019 3 14		
	2018 03 22	220,000	2018 05 29	7,000		2018 5 29 2019 5 29		
	2018 03 22	5,000	2018 06 25	900		2018 6 25 2019 1 18		
	2019 04 26	250,000	2019 03 27	5,000		2019 03 27 2020 03 27		
	2019 04 26	250,000	2019 03 21	10,000		2019 03 21 2020 03 21		
	2019 04 26	250,000	2019 01 28	7,000		2019 01 28 2020 01		

						28		
	2019 04 26	250,000	2019 06 28	8,000		2019 06 28	2019 12 19	
B1		255,000		B2		72,900		
B3		475,000		B4		50,000		
A1+B1+C1		255,000		A2+B2+C2		72,900		

2

2019 5 30

3 3

2019

2019 5 31
2019-070

2019 5 30
2019 6 18 2019

2019 6 14
2019 7 11 2019

1

2019 5 31

2019-074 2019 6 6
2019-089 2019 6 14
2019-090 2019 5 31
2019-073 2019 6 26

2019-095

2

2019 5 31
6 14

2019-71 2019
2019-090

1 2019 2 27

1 15.00 / 19.00 / 333 3333
-666 6666 263 1578 -526 3157

2
3
4

2019 2 28

2019-014

2

1

0.73%

17.17 /

10.91 /

3,526,268

53,898,404.60

2

2019 8 2

3,526,268

0.73%

17.17 /

10.91 /

53,898,404.60

13,365.72

3

2019 8 5

2019-106

2019 5 30

2019 6 25

< >

2019 5 31

2019 6 25

1 2017

2019 4 24

2017

2017

100%

94,660.12

2019 4 26

2017

2019-040

2

2019 4 24

“

” “

20%

”

36,552,941.02

2019 4 26

2019-039

2019 2 22

4.9

98%

0.1

5

2%

2018

12 3

2018

2019 2 22

2019 2 22

2019-006

2018

1

2019 4 24

2018

2018

61,485,249.97

(

) 2018 2018
152,349,109.16 150,000,000.00
2019 4 26 2018
2019-057
2
2019 4 24 2018
() 2018
2018 208,022,148.12 90,000,000.00 2018
2019 4 26 2018
2019-058
2019 6 5 2019
2019 6 18 2019
2019 6 6
2019-087 2019-086

1

	142,659,596	29.85%	67,498			517,192	584,690	143,244,286	29.58%
3	142,659,596	29.85%	67,498			517,192	584,690	143,244,286	29.58%
	142,659,596	29.85%	67,498			517,192	584,690	143,244,286	29.58%
	335,238,159	70.15%	6,302,793			-517,192	5,785,601	341,023,760	70.42%
1	335,238,159	70.15%	6,302,793			-517,192	5,785,601	341,023,760	70.42%
	477,897,755	100.00%	6,370,291			-	6,370,291	484,268,046	100.00%

2016		2017	2017
	2019 4 24		2017
2017		2017	
		174	7,507,843
2017			4,587,474
2018		2018	2018
	2019 4 24		2018
2018		2018	
		34	5,219,795
2018			1,782,817
			3 526 268
0.73%	17.17 /	10.91 /	53 898 404 60
		3,526,268	0.73%
17.17 /	10.91 /	53,898,404.60	
13,365.72			

2017	2018	2019
		2019

2

1,350	450	1,800	25	2019 6	2019 12 26	
				2019 12 26	25%	6

	34,296,529			34,296,529		2020
	27,000		67,498	94,498		2020
	103,460,240			103,460,240		2020
	409,035		136,345	545,380	2019 5 30 2019 12 1 25% 6	2019 12 1
	1,488,321			1,488,321		2020
	1,511,944			1,511,944		2020
	323,988			323,988		2020
	1,141,189		380,397	1,521,586	2019 5 30 2019 12 1 25% 6	2019 12 1
	142,659,596		584,690	143,244,286	--	--

		13,744		0
		8		
5%		10		

		28.49%	137,946,987		103,460,240	34,486,747		
		9.44%	45,728,705		34,296,529	11,432,176		
		4.24%	20,519,254			20,519,254		

		20,519,254		20,519,254
		16,667,394		16,667,394
		15,550,000		15,550,000
215		12,629,499		12,629,499
LCF		12,000,000		12,000,000
		11,432,176		11,432,176
		7,747,657		7,747,657
156		6,747,560		6,747,560
		6,324,347		6,324,347
10 10	10			

10 10

10 10

			137,946,987			137,946,987			
			45,728,705			45,728,705			
			1,984,428			1,984,428			
			2,015,926			2,015,926			
			1,800			1,800			
			1,521,586			1,521,586			
			545,380			545,380			
			431,984		107,900	324,084			
			36,000	89,997		125,997			

	--	--	190,212,796	89,997	107,900	190,194,893	0	0	0
--	----	----	-------------	--------	---------	-------------	---	---	---

			2019 05 30	
			2019 05 30	
			2019 06 14	
			2019 07 11	2019
			2019 06 18	2019
			2019 05 30	
			2019 05 30	
			2019 05 30	
			2019 06 18	
			2019 06 25	

1

2019 06 30

	2019 6 30	2018 12 31
	979,370,083.51	1,329,870,820.76
	77,048,284.50	70,983,965.08
	422,955,623.25	332,465,986.93
	17,344,805.45	25,219,758.12
	23,335,618.86	20,941,772.99
	169,002.50	738,461.24

	295,891,154.79	268,418,278.53
	170,425,030.39	462,884,719.30
	1,986,370,600.75	2,510,785,301.71
		50,000,000.00
	25,686,955.42	8,429,417.89
	50,000,000.00	
	429,836,333.65	405,312,497.19
	35,200,690.46	42,281,739.98
	1,094,841,722.26	1,094,841,722.26
	25,274,139.41	27,856,006.85
	21,526,616.85	20,881,806.86
		12,087.63
	1,682,366,458.05	1,649,615,278.66
	3,668,737,058.80	4,160,400,580.37
	820,000,000.00	809,000,000.00

	68,966,530.48	23,980,654.70
	1,671,234.81	2,731,614.96
	70,637,765.29	126,712,269.66
	1,365,997,192.50	2,039,597,334.33
	483,639,641.00	477,897,755.00
	987,622,730.00	907,618,858.64
	53,887,596.73	8,108,708.97

	6,805,808.30	3,872,414.97
	165,334,305.25	4,693,931.34

	320,000,000.00	458,000,000.00
	9,015,881.81	8,144,728.85
	13,666,682.95	2,894,386.55
		4,014,062.80
	573,242.94	757,566.03
	856,465,048.99	430,769,070.55
		509,576,724.13
	1,199,720,856.69	1,414,156,538.91
		100,000,000.00
	12,006,229.92	10,264,428.87
	12,006,229.92	110,264,428.87
	1,211,727,086.61	1,524,420,967.78

	483,639,641.00	477,897,755.00
	998,462,040.99	918,458,422.02
	53,887,596.73	8,108,708.97
	54,522,847.29	54,522,847.29
	413,979,046.18	272,865,285.62
	1,896,715,978.73	1,715,635,600.96
	3,108,443,065.34	3,240,056,568.74

3

	2019	2018
	1,376,098,812.16	892,348,199.22
	1,376,098,812.16	892,348,199.22
	1,261,970,876.27	869,382,515.81
	988,293,968.53	619,638,471.64

	97,752.89	9,393,157.19
1.		
2.		
3.		
4.		
5.		
	97,752.89	9,393,157.19
1.		
2.		
3.		
4.		
5.		
6.		
7.		
8.	97,752.89	-235,417.61
9.		
	141,969,707.33	67,926,340.08
	141,725,351.17	68,669,402.26
	244,356.16	-743,062.18
	0.30	0.15

	0.30	0.15
	0.00	0.00

4

	2019	2018
	3,367,855.90	26,832,854.17
	2,509,201.78	20,732,403.66
	38,628.38	86,786.83
	1,719,443.97	2,094,285.62
	27,096,627.74	29,692,791.26
	7,012,837.70	8,076,521.39
	13,720,001.07	24,700,217.70
	14,886,521.82	28,099,222.68
	1,225,016.26	2,224,865.52
	3,345,958.20	3,498,280.38
“ ”	188,201,371.40	35,563,029.29
“ ”		
“ ”		
“ ”		
“ ”		
“ ”		
“ ”	-1,406,684.30	50,315.61
“ ”		1,101,464.44
“ ”	141,411,760.56	-18,337,062.57
		9,000.00

	298,000.00	
“ ”	141,113,760.56	-18,328,062.57
“ ”	141,113,760.56	-18,328,062.57
“ ”	141,113,760.56	-18,328,062.57
“ ”		
		9,628,574.80
1.		
2.		
3.		
4.		
5.		
		9,628,574.80
1.		9,628,574.80
2.		
3.		
4.		
5.		
6.		
7.		
8.		
9.		

	141,113,760.56	-8,699,487.77

	206,429,565.58	158,628,825.83
	64,729,193.89	63,464,243.99
	265,422,411.80	196,486,046.24
	1,631,972,360.26	1,059,378,118.03
	-2,774,955.48	-117,997,982.92

	46,605,103.36	23,831,012.97
	1,311,272,805.30	365,197,143.25
	-577,633,124.95	-226,987,698.75
	683,008.30	-12,022.69
	-348,428,847.15	-159,719,718.73
	1,248,079,952.48	1,069,614,862.84
	899,651,105.33	909,895,144.11

6

	2019	2018
	23,520,793.17	7,975,271.74
	863,039,414.87	538,460,901.34
	886,560,208.04	546,436,173.08
		23,228,945.12
	22,512,850.91	27,611,064.14
	39,661.80	753,292.88
	596,337,107.78	617,324,292.11
	618,889,620.49	668,917,594.25
	267,670,587.55	-122,481,421.17
		651,600,000.00
	188,201,371.40	20,247,563.92
	11,520,000.00	
	500,000,000.00	1,210,000,000.00
	699,721,371.40	1,881,847,563.92
	2,178,027.25	3,136,343.82

	11,000,000.00	364,181,500.00
	310,005,023.18	1,280,000,000.00
	323,183,050.43	1,647,317,843.82
	376,538,320.97	234,529,720.10
	79,484,249.07	463,661.52
	320,000,000.00	
		31,451,858.08
	399,484,249.07	31,915,519.60
	1,068,000,000.00	85,000,000.00
	31,792,189.98	79,005,348.88
	45,352,717.12	2,400,000.00
	1,145,144,907.10	166,405,348.88
	-745,660,658.03	-134,489,829.28
	-1,270.88	14.98
	-101,453,020.39	-22,441,515.37
	394,817,793.80	537,438,047.80
	293,364,773.41	514,996,532.43

7

	2019														
	477,8				907,61	8,108,	-742,7		54,522		667,96		2,099,	21,653	2,120,
	97,75				8,858.	708.97	93.98		,847.2		1,389.		149,34	,898.9	803,24
	5.00				64				9		07		7.05	9	6.04

	477,897,755.00			907,618,858.64	8,108,708.97	-742,793.98		54,522,847.29		667,961,389.07	2,099,149,347.05	21,653,898.99	2,120,803,246.04	
	5,741,886.00			80,003,871.36	45,778,887.76	97,752.89				141,627,598.28	181,692,220.77	244,399.49	181,936,620.26	
						97,752.89				141,627,598.28	141,725,351.17	244,399.49	141,969,750.66	
	5,741,886.00			80,003,871.36	45,778,887.76						39,966,869.60		39,966,869.60	
1	5,741,886.00			77,513,408.49							83,255,294.49		83,255,294.49	
2														
3				6,255,766.40							6,255,766.40		6,255,766.40	
4				-3,765,303.53	45,778,887.76						-49,544,191.29		-49,544,191.29	
1														
2														
3														

4															
1															
2															
3															
4															
5															
6															
1															
2															
	483,6				987,62	53,887	-645,0		54,522	809,58		2,280,	21,898	2,302,	
	39,64				2,730.	,596.7	41.09		,847.2	8,987.		841,56	,298.4	739,86	
	1.00				00	3			9	35		7.82	8	6.30	

	2018																
	265,4				1,132,		-9,690,		48,695	561,29		1,998,	21,560,	2,020,2			
	46,38				954,18		994.36		,781.9	4,229.		699,57	300.04	59,878.			
	0.00				1.74				9	19		8.56		60			

	212,3 89,35 5.00				-212,3 89,355 .00										
1	212,3 89,35 5.00				-212,3 89,355 .00										
2															
3															
4															
5															
6															
1															
2															
	477,8 97,75 5.00				907,61 8,858. 64	8,108, 708.97	-742,7 93.98		54,522 ,847.2 9		667,96 1,389. 07		2,099, 149,34 7.05	21,653, 898.99	2,120,8 03,246. 04

	477,89 7,755.0 0				918,458, 422.02	8,108,70 8.97			54,522,8 47.29	272,86 5,285.6 2		1,715,635, 600.96
“ ”	5,741,8 86.00				80,003,6 18.97	45,778,8 87.76				141,11 3,760.5 6		181,080,3 77.77
										141,11 3,760.5 6		141,113,76 0.56
	5,741,8 86.00				80,003,6 18.97	45,778,8 87.76						39,966,61 7.21
1	5,741,8 86.00				77,513,4 08.49							83,255,29 4.49
2												
3					6,255,51 4.01							6,255,514. 01
4					-3,765,3 03.53	45,778,8 87.76						-49,544,19 1.29
1												
2												
3												
1												
2												
3												

4													
5													

	.00				0.85	8.97						82
1	62,020 .00				781,355 .21							843,375.21
2												
3					-12,467, 490.67							-12,467,490 .67
4					10,884, 624.61	8,108,70 8.97						2,775,915.6 4

	477,897,755.00				918,458,422.02	8,108,708.97			54,522,847.29	272,865,285.62		1,715,635,600.96

1.

(“ ” “ ”) “ ”

2001 7 31 300.00 120.00 40.00% 90.00 30.00%

90.00 30.00%

[2001] 347 4403012070860

2001 12 12 30.00%

70.00% 30.00% 2002 1 28

2004 5 21 1,200.00

1,500.00 86.00%

14.00% 2004 5 31 (2004)

159

2007 12 13 2,500.00

4,000.00 86.00% 14.00% 2007

12 20 [2007]152

2008 3 10 86.00%

4,449.64

13 2008 3 24

	()	
	2,115	52.875%
	705	17.625%
	705	17.625%
	40	1.000%
	40	1.000%
	60	1.500%
	40	1.000%
	40	1.000%
	60	1.500%
	50	1.250%
	35	0.875%
	60	1.500%
	50	1.250%
	4,000	100.000%

	50	1.0526%
	50	1.0526%
	50	1.0526%
	50	1.0526%
	50	1.0526%
	50	1.0526%
	50	1.0526%
	50	1.0526%
	40	0.8421%
	40	0.8421%
	40	0.8421%
	40	0.8421%
	40	0.8421%
	35	0.7368%
	30	0.6316%
	20	0.4211%
	20	0.4211%
	20	0.4211%
	20	0.4211%
	10	0.2105%
	4,750	100.0000%

[2010]1292

2010 10 8	(A)	1,600	1.00	43.33
2010 10 13		69,328.00	46,945,065.67	646,334,934.33
	“	[2010]124	”	
2011 4 21		6,350	10 2	()
	10 8	5,080.00	11,430	
2015 4 30		11,430	10	0.50 (
)	10 10	22,860		
2015 6 19			145	

100 00

100 00

1

“ ”
15 ————— 2014

2

12

“ ”
15 ————— 2014

1

2

1 1 12 31

3

1 1 12 31

4

5

1

1

2

3

4

2

3

1

2

3

4

5

4

6

1

2

1

d)

3

4

7

1

1

2

3

2

1

3

4

5

8 —

8 —

8

9

1.

2.

“ ”

c.

d.

2

3

a.

()

b.

c.

d.

e.

3.

1

2

1

2

4.

5.

6.

1

2

3

4

5

6

7

8

1

--	--

1	1	

2

3

4

5

1

2

3

;

16

17

18

1

1

2

2

19

20

21

22

1

1

2

2

1

2

- 1.
- 2
- 3
- 4

1

22 —

2

1

2

5.

1

2

3

4

5

23

24

1

1

2

2

		40	5%	2.375%
		5	5%	19%
		5	5%	19%
POS		3	5%	31.67%
		5	5%	19%

3

25

1

2

26

1

1

2

3

2

3

3

4

27

28

29

30

1

1

2

a.

	50	
	5	

b.

2

1)

2 .

a.

b.

c.

d.

e.

31

32

1

1

2

	5
	3-5
	10
	5
	5

33

34

1

2

3

4

35

36

1

2

37

1
2
3
4
5
6

3

4

38

7

- 1
- 2
- 3**

- 1
- 2
- 3
- 4

- a)
- b)

4

1

2

POS

40

1

2

1

3

41 /

()

1

1

2

2

1

2

3

3

1

2

42

1

1

2

2

1

2

43

44

1

2

3

	2018 12 31	2019 01 01	
	1,329,870,820.76	1,329,870,820.76	
	70,983,965.08	70,983,965.08	

	332,465,986.93	332,465,986.93	
	25,219,758.12	25,219,758.12	
	20,941,772.99	20,941,772.99	
	738,461.24	738,461.24	
	268,418,278.53	268,418,278.53	
	462,884,719.30	462,884,719.30	
	2,510,785,301.71	2,510,785,301.71	
	50,000,000.00		50,000,000.00
	8,429,417.89	8,429,417.89	
		50,000,000.00	50,000,000.00
	405,312,497.19	405,312,497.19	
	42,281,739.98	42,281,739.98	

	1,094,841,722.26	1,094,841,722.26	
	27,856,006.85	27,856,006.85	
	20,881,806.86	20,881,806.86	
	12,087.63	12,087.63	
	1,649,615,278.66	1,649,615,278.66	
	4,160,400,580.37	4,160,400,580.37	
	809,000,000.00	809,000,000.00	
	86,222,852.24	86,222,852.24	
	227,687,142.13	227,687,142.13	
	19,606,130.50	19,606,130.50	
	56,437,170.72	56,437,170.72	
	26,761,901.80	26,761,901.80	
	177,593,143.15	177,593,143.15	
	17,938,729.86	17,938,729.86	
	6,732,119.40	6,732,119.40	
	509,576,724.13	509,576,724.13	

	1,912,885,064.67	1,912,885,064.67	
	100,000,000.00	100,000,000.00	
	23,980,654.70	23,980,654.70	
	2,731,614.96	2,731,614.96	
	126,712,269.66	126,712,269.66	
	2,039,597,334.33	2,039,597,334.33	
	477,897,755.00	477,897,755.00	
	907,618,858.64	907,618,858.64	
	8,108,708.97	8,108,708.97	
	-742,793.98	-742,793.98	
	54,522,847.29	54,522,847.29	
	667,961,389.07	667,961,389.07	
	2,099,149,347.05	2,099,149,347.05	
	21,653,898.99	21,653,898.99	
	2,120,803,246.04	2,120,803,246.04	
	4,160,400,580.37	2,120,803,246.04	

2017 22 — [2017]7 23
 — [2017]8 24 — [2017]9
 37 — [2017]14 “ ”
 2018 1 1
 2019 1 1 “ ”
 2019 1 1
 1 “ ”
 ” “ ”
 2 “ ” “ ”
 3 2019
 2018

	2018 12 31	2019 01 01	
	397,475,695.04	397,475,695.04	
	27,773,815.42	27,773,815.42	
	3,872,414.97	3,872,414.97	
	4,693,931.34	4,693,931.34	
	192,468,416.81	192,468,416.81	

	626,284,273.58	626,284,273.58	
	50,000,000.00		50,000,000.00
	11,145,918.82	11,145,918.82	
	2,520,930,580.88	2,520,930,580.88	
		50,000,000.00	50,000,000.00
	23,184,374.19	23,184,374.19	
	3,337,597.82	3,337,597.82	
	5,173,823.45	5,173,823.45	
	2,613,772,295.16	2,613,772,295.16	
	3,240,056,568.74	3,240,056,568.74	
	458,000,000.00	458,000,000.00	
	8,144,728.85	8,144,728.85	
	2,894,386.55	2,894,386.55	

	4,014,062.80	4,014,062.80	
	757,566.03	757,566.03	
	430,769,070.55	430,769,070.55	
	509,576,724.13	509,576,724.13	
	1,414,156,538.91	1,414,156,538.91	
	100,000,000.00	100,000,000.00	
	10,264,428.87	10,264,428.87	
	110,264,428.87	110,264,428.87	
	1,524,420,967.78	1,524,420,967.78	
	477,897,755.00	477,897,755.00	
	918,458,422.02	918,458,422.02	
	8,108,708.97	8,108,708.97	
	54,522,847.29	54,522,847.29	



--	--	--

	15%
	12.5%
	15%
	15%
	15%
Nexgo, Inc.	
	25%
	15%
	25%
	25%
	25%
NEXGO DO BRASIL PARTICIPACOES LTDA	
Nexgo Technology DWC-LLC	0%
	0%
Nexgo Global Limited	16.5%
	25%
	25%
	12.5%
	0%
	25%
	25%
XGD Macau Limited	12%

2

1

2011 1 1

[2011]100

2019 15%
 2017 11 13 GR201733003299
 15%
 2019 15%
 2018 12 3 GR201843001254
 15% 2019
 15%
 2017 10 31 GR201744204371 2019
 15%
 2017 10 31 GR201744202118 2019
 15%
 RQ-2016-E6006 2008 001 2012
 27 2013 43 2019 68
 2019
 2008 001 2012 27 2013 43
 2019 68 2019 12.5%
 2008 001 2012 27 2013 43
 2019 68 2019
 2008 001 2012 27 2013 43
 2019 68 2019

3

Nexgo, Inc.

0-50,000	15%
50,000-75,000	25%
75,000-100,000	34%
100,000-335,000	39%
335,000-10,000,000	34%
10,000,000-15,000,000	35%
15,000,000-18,333,333	38%
18,333,333	35%

8.84%

NEXGO DO BRASIL PARTICIPACOES LTDA

15%

1

	29,945.20	646,929.87
	872,664,979.07	1,216,285,900.88
	106,675,159.24	112,937,990.01
	979,370,083.51	1,329,870,820.76
	11,352,965.91	12,890,698.14

2

3

--	--	--

4**1**

	74,714,486.24	70,884,205.25
	2,333,798.26	99,759.83
	77,048,284.50	70,983,965.08

--	--	--	--	--	--	--	--	--	--	--

--	--	--	--	--	--	--	--	--	--	--

1	1	395,535,477.52
1	2	51,415,096.03
2	3	8,659,686.94
3		13,384,443.35
3	4	13,384,443.35
		468,994,703.84

2

	49,999,464.13	5,953,219.80	1,947,779.41	346,497.39	53,658,407.13
	49,999,464.13	5,953,219.80	1,947,779.41	346,497.39	53,658,407.13

--	--	--

3

	191,402.57
	27,200.00
	21,144.82
	6,000.00
	100,000.00

	750.00
--	--------

--	--	--	--	--	--

4

单位名称	是否为关联方	账面余额	占总额比例
第一分公司	否	24,718,565.51	98.02%
第二分公司	否	15,683,193.98	90.42%
第三分公司	否	1,000,000.00	4.00%
第四分公司	否	1,000,000.00	4.00%
第五分公司	否	1,000,000.00	4.00%
第六分公司	否	1,000,000.00	4.00%
第七分公司	否	1,000,000.00	4.00%
第八分公司	否	1,000,000.00	4.00%
第九分公司	否	1,000,000.00	4.00%
第十分公司	否	1,000,000.00	4.00%

5

6

6

--	--	--

7

1

1	15,683,193.98	90.42%	24,718,565.51	98.02%

1	2	1,506,711.70	8.69%	485,432.56	1.92%
2	3	135,759.77	0.78%		
3		19,140.00	0.11%	15,760.05	0.06%
		17,344,805.45	--	25,219,758.12	--

1

2

序号	单位名称	是否为关联方	账面余额	占总额比例
1	湘潭市电线电缆有限公司	否	2,339,155.00	13.49%
1	湘潭市电线电缆有限公司	否	2,339,155.00	13.49%
1	湘潭市电线电缆有限公司	否	2,339,155.00	13.49%
1	湘潭市电线电缆有限公司	否	2,339,155.00	13.49%
1	湘潭市电线电缆有限公司	否	2,339,155.00	13.49%
1	湘潭市电线电缆有限公司	否	2,339,155.00	13.49%

8

	169,002.50	738,461.24
	23,166,616.36	20,203,311.75
	23,335,618.86	20,941,772.99

1

1

	169,002.50	738,461.24
	169,002.50	738,461.24

2

--	--	--	--	--

3

2

1

()		
-----	--	--

2

1

()				
-----	--	--	--	--

3

3

1

	4,886,842.37	3,701,364.84
	19,646,898.23	21,888,188.25
	965,182.40	1,328,412.08
	5,114,320.85	915,009.19
	30,613,243.85	27,832,974.36

2

	12	()	()	
2019 1 1	—	—	—	—

1 1	20,013,235.70
1 2	5,406,394.65
2 3	544,044.18

3		4,649,569.32
3	4	4,649,569.32

--	--	--	--	--

7

8

9

1

	50,423,467.91	4,635,216.18	45,788,251.73	57,522,448.01	4,639,559.44	52,882,888.57
	10,461,525.63	0.00	10,461,525.63	6,492,852.81	0.00	6,492,852.81
	6,065,604.92	0.00	6,065,604.92	2,786,019.17	0.00	2,786,019.17
	56,077,087.31	6,158,365.04	49,918,722.27	71,664,187.68	6,158,365.04	65,505,822.64
	59,064,296.38	3,033,231.76	56,031,064.62	45,428,637.96	4,083,649.93	41,344,988.03
	127,625,985.62	0.00	127,625,985.62	99,405,707.31	0.00	99,405,707.31
	309,717,967.77	13,826,812.98	295,891,154.79	283,299,852.94	14,881,574.41	268,418,278.53

4 —

1 —

5 —

2

	4,639,559.44			4,343.26		4,635,216.18
	0.00					0.00
	0.00					

	6,158,365.04					6,158,365.04
	4,083,649.93			1,050,418.17		3,033,231.76
	0.00					
	14,881,574.41			1,054,761.43		13,826,812.98

3

4

--	--

10

--	--	--

			/	
--	--	--	---	--

11

--	--	--	--	--	--	--

12

--	--	--

/

13

	570,602.30	1,206,047.64
	68,146,409.05	45,528,596.06
		1,660,056.39
	90,000,000.00	320,000,100.00
	11,707,368.25	94,489,615.71
	650.79	303.50
	170,425,030.39	462,884,719.30

14

	12	()	()	
2019 1 1	—	—	—	—

15

--	--	--	--	--	--	--	--	--

	12	()	()	

2019 1 1	—	—	—	—
----------	---	---	---	---

2

3

17

	()									()	

18

	50,000,000.00	50,000,000.00
	50,000,000.00	50,000,000.00

--	--	--	--	--	--	--

2017 22 — [2017] 7
 23 — [2017] 8 24 — [2017] 9
 37 — [2017] 14 “ ”
 2019 1 1 2018 1 1

“ ”

2019 1 1

1

”

“

“

”

2

“

”

“

”

3

2019

2018

19



1

				POS		
1.	387,894,185.80		7,044,410.16	34,491,593.09		474,603,726.56
2.	0.00	598,666.44	36,157.42	43,438,534.02	1,744,138.35	45,817,496.23
1		598,666.44	36,157.42	43,438,534.02	1,744,138.35	45,817,496.23
2						
3						
3.						8,117,205.86
1						
4.						

3.				5,915.54	7,981.24	13,896.78
1				5,915.54	7,981.24	13,896.78
4.		119,885.58		2,720,139.37	88,626.54	2,928,651.49
1.	359,652,082.66	668,385.67	552,979.38	51,062,127.74	17,900,758.20	429,836,333.65
2.	364,460,866.86	550,359.19	595,376.90	21,070,956.20	18,634,938.04	405,312,497.19

2

--	--	--	--	--	--

3

--	--	--	--	--

4

--	--

5

--	--	--

6

	0.00	0.00

22

--	--	--

1

2

--	--	--	--	--	--	--	--	--	--	--	--	--

3

--	--	--

4

23

1

2

24

25

--	--	--	--

26

1

1.	20,564,938.80	44,943,157.89		34,530,930.17	30,557.36	100,069,584.22
2.				1,412,915.81		1,412,915.81
1				1,412,915.81		1,412,915.81
2						
3						
3.				5,942.99		5,942.99
1				5,942.99		5,942.99
4.	20,564,938.80	44,943,157.89		35,937,902.99	30,557.36	101,476,557.04
1.	2,878,231.08	34,955,789.47		19,930,056.84	23,766.85	57,787,844.24
2.	205,659.36	5,028,149.56		3,254,213.42		8,488,022.34
1	205,659.36	5,028,149.56		3,254,213.42		8,488,022.34
3.						
1						
4.	3,083,890.44	39,983,939.03		23,184,270.26	23,766.85	66,275,866.58

1.						
2.						
1						
3.						
1						
4.						
1.	17,481,048.36	4,959,218.86		12,753,632.73	6,790.51	35,200,690.46
2.	17,686,707.72	9,987,368.42		14,600,873.33	6,790.51	42,281,739.98

0.00%

2

--	--	--

27

--	--	--	--	--

28

1

	139,753,563.89			139,753,563.89
Nexgo, Inc.	36,293,613.94			36,293,613.94
	433,158,998.49			433,158,998.49

	498,999,154.30					498,999,154.30
	1,600,063.91					1,600,063.91
	1,109,805,394.53					1,109,805,394.53

2

	11,356,561.90					11,356,561.90
Nexgo, Inc	3,607,110.37					3,607,110.37
	14,963,672.27					14,963,672.27

29

	25,781,826.05	80,197.56	2,412,189.32		23,449,834.29
	5,000.18		5,000.18		0.00
	532,500.00		45,000.00		487,500.00
	1,441,488.57	132,302.11	240,390.36		1,333,400.32
	95,192.05	73,548.29	165,335.54		3,404.80
	27,856,006.85	286,047.96	2,867,915.40		25,274,139.41

30

/

1

	66,495,235.57	9,616,823.69	63,342,983.52	9,186,918.68
	50,320,035.44	10,885,549.97	46,209,465.48	8,022,584.05
	5,645,322.17	1,024,243.19	8,469,778.59	1,149,232.39
			16,820,478.25	2,523,071.74
	122,460,593.18	21,526,616.85	134,842,705.84	20,881,806.86

2

	11,141,565.40	1,671,234.81	18,210,766.42	2,731,614.96
	11,141,565.40	1,671,234.81		2,731,614.96

3

5

--	--	--	--

31

	0.00	12,087.63
		12,087.63

32

1

	820,000,000.00	809,000,000.00
	820,000,000.00	809,000,000.00

2

--	--	--	--

33

--	--	--

1

	15,541,630.75	18,565,943.44
		987,183.60
	11,521,906.82	53,003.46
	27,063,537.57	19,606,130.50

2**1**

--	--	--

3

--	--

38

--	--	--

--	--	--

39**1**

	55,950,781.77	151,873,131.58	194,265,530.09	13,558,383.26
	398,638.95	5,903,168.63	6,132,837.62	168,969.96
	87,750.00	673,684.51	719,717.51	41,717.00
	0.00	55.00	55.00	0.00

7,170.72	158,450,039.72	201,118,140.22	13,769,070.22

3,739.02	142,374,314.42	184,726,146.67	13,016,906.77
	2,634,697.52	2,580,697.52	54,000.00
3,971.55	3,637,158.78	3,806,248.92	149,881.41
3,253.69	3,280,307.70	3,426,813.90	131,747.49
3,062.81	90,832.29	96,181.09	3,714.01
1,655.05	266,018.79	283,253.93	14,419.91
2,400.00	2,555,787.12	2,577,461.12	90,726.00
3,671.20	671,173.74	574,975.86	246,869.08
3,781.77	151,873,131.58	194,265,530.09	13,558,383.26

4,701.77	5,720,910.11	5,942,856.06	162,755.82
3,937.18	182,258.52	189,981.56	6,214.14
3,638.95	5,903,168.63	6,132,837.62	168,969.96

	20,645,799.45		15,879,856.15

	1,098,647.99	1,200,565.60
	35,247,021.61	26,761,901.80

41

		17,938,729.86
		6,732,119.40
	144,224,559.90	152,922,293.89
	144,224,559.90	177,593,143.15

1

		16,177,777.89
		1,760,951.97
		17,938,729.86

--	--	--

2

		6,732,119.40
		6,732,119.40

1

3

1

--	--	--

	2,880,998.33	2,334,375.50
	7,005,383.14	5,347,783.12
	118,177,896.81	61,031,464.73

45

1

		100,000,000.00
		100,000,000.00

46

1

--	--	--

2

3

4

47

--	--	--

48

--	--	--

1

--	--	--

2

--	--	--	--	--	--

49

1

--	--	--

2

--	--	--

--	--	--

--	--	--

50

--	--	--	--

51

	20,509,724.80	19,089,319.04	18,776,809.49	20,822,234.35	
	263,501.10	2,129,473.00	335,963.75	2,057,010.35	
	3,207,428.80	52,683,911.50	9,804,054.52	46,087,285.78	POS
	23,980,654.70	73,902,703.54	28,916,827.76	68,966,530.48	--

		3,071.63		3,071.63				
		100,000.00		100,000.00				
	618,389.50			618,389.50				
2018		1,288,000.00		1,288,000.00				
	620,402.64			620,402.64				
POS N5	2,000,000.00						2,000,000.00	
POS	1,000,000.00			212,858.67			787,141.33	

N5								
2018		2,427,000.00		2,427,000.00				
	214,802.03			53,700.50			161,101.53	
	4,155,262.52			346,415.00			3,808,847.52	
	363,500.00				181,750.00		181,750.00	
	575,000.01			574,999.98			0.03	
		47,000.00		47,000.00				
G	861,788.23			216,368.63			645,419.60	
POS	2,171,275.73			582,758.04			1,588,517.69	
	159,299.25			45,716.05			113,583.20	
PCP4.0	1,500,000.00			300,000.00			1,200,000.00	
2018		1,171,000.00		1,171,000.00				

	4,129,759.80			55,063.44			4,074,696.36	
	719,616.15			9,594.90			710,021.25	
2018		780,000.00		780,000.00				
		2,739,400.00	50,729.63	152,188.89			2,536,481.48	
	1,012,000.02			1,012,000.02				
2018		3,540,000.00		3,540,000.00				
M-PAY	5,145.50			1,929.60			3,215.90	
M-PAY	29,166.71			4,999.98			24,166.73	
	18,800.04			4,699.98			14,100.06	
	293,850.04			65,299.98			228,550.06	
	61,666.63			10,000.02			51,666.61	
		1,200.00		1,200.00				

2018		24,395.60		24,395.60				
2018		59,880.00		59,880.00				
2019		680,000.00		680,000.00				
-2018		960,000.00		960,000.00				
2018		702,000.00		702,000.00				
		1,137,314.45		1,137,314.45				
		32,945.25		32,945.25				
		4,512.11		4,512.11				
		300,000.00		300,000.00				
2018		260,600.00		260,600.00				
		565,000.00		122,025.00			442,975.00	
		8,000.00		8,000.00				
		2,250,000.00					2,250,000.00	

2018		8,000.00		8,000.00				

52

--	--	--

53

		+ -					
	477,897,755.00	5,741,886.00				5,741,886.00	483,639,641.00

54

1

2

55

--	--	--	--

	896,836,011.81	73,748,104.96		970,584,116.77
	10,782,846.83	6,255,809.71	43.31	17,038,613.23
	907,618,858.64	80,003,914.67	43.31	987,622,730.00

56

	8,108,708.97	45,778,887.76		53,887,596.73
	8,108,708.97	45,778,887.76		53,887,596.73

57

	54,522,847.29			54,522,847.29
	54,522,847.29			54,522,847.29

60

		667,961,389.07	561,294,229.19
		141,627,598.28	59,276,245.07
			39,822,926.70
		809,588,987.35	580,747,547.56

- 1) 0.00
- 2) 0.00
- 3) 0.00
- 4) 0.00
- 5) 0.00

61

	1,374,952,784.19	987,526,033.15	889,898,872.49	618,146,381.70
	1,146,027.97	767,935.38	2,449,326.73	1,492,089.94
	1,376,098,812.16	988,293,968.53	892,348,199.22	619,638,471.64

62

	2,978,352.32	2,040,610.18
	2,139,533.52	1,457,594.24
	1,639,158.66	1,642,560.66

	148,556.26	148,566.26
	437,820.17	526,754.43
	71,955.97	64,003.06
	7,415,376.90	5,880,088.83

63

	27,359,498.21	24,514,833.53
	642,976.24	242,340.64
	3,135,497.05	3,723,029.38
	4,050,542.48	4,141,758.69
	7,768,369.79	3,073,967.43
	16,231,154.43	11,145,173.00
	3,674,881.09	3,213,696.38
	2,092,351.29	1,527,993.66
	2,757,849.40	1,693,361.50
	67,713,119.98	53,276,154.21

64

	44,895,258.44	36,907,991.02
	5,807,526.72	4,554,428.83
	2,296,461.75	1,691,136.65
	10,744,294.20	7,967,722.30
	7,571,468.59	7,541,216.53
	3,786,684.93	3,027,229.80
	13,407,852.54	16,907,888.51
	88,509,547.17	78,597,613.64

65

	64,331,864.44	59,512,401.34
	5,278,761.52	6,658,986.20
	4,761,315.95	3,949,613.37
	6,716,655.72	6,984,201.58
	16,094,781.62	4,997,687.64
	97,183,379.25	82,102,890.13

66

	25,832,909.99	34,057,541.58
	-7,530,963.27	-4,478,509.58
	-810,398.39	67,584.70
	-4,929,709.77	
	293,645.88	240,680.66
	12,855,484.44	29,887,297.36

67

	18,544,829.91	8,662,962.93
	22,969,456.50	20,479,165.03
	41,514,286.41	29,142,127.96

68

		11,605,481.73
	4,778,430.13	12,359,430.33

69

--	--	--

70

--	--	--	--

71

--	--	--

72

74



2

	154,992,640.18
/	38,748,160.05
	-29,716,908.75
	-82,766.00
	7,484.76
	12,977,266.84
	-8,812,551.16
	13,120,685.74

77

57

78

1

	217,689,351.86	28,434,638.36
	6,826,017.61	4,221,204.61
	18,455,617.84	7,160,024.21
	242,970,987.31	39,815,867.18

2

	171,936,372.62	97,642,193.02
	93,486,039.18	98,843,853.22
	265,422,411.80	196,486,046.24

3

	565,500.00	3,000,000.00
	590,000,100.00	1,230,000,000.00
	590,565,600.00	1,233,000,000.00

4

	364,980,818.84	1,340,000,000.00
	364,980,818.84	1,340,000,000.00

5

	34,155,431.28	47,444,185.62
	34,155,431.28	47,444,185.62

6

	567,058.04	21,431,012.97
	250,000	2,400,000.00
	45,788,045.32	
	46,605,103.36	23,831,012.97

79

1

1	--	--
	141,871,954.44	58,533,182.89
	4,993,407.94	-2,669,553.70
	13,188,556.24	10,894,111.53
	8,488,022.34	7,235,817.78
	3,004,329.28	3,035,727.17
“ ”	11,650.25	-1,101,464.44
“ ”	26,053,837.38	34,796,641.04
“ ”	-4,778,430.13	-12,359,430.33
“ ”	-644,809.99	2,061,794.11
“ ”	-1,060,380.15	-1,605,293.46
“ ”	-91,199,834.73	25,737,025.34
“ ”	-54,360,134.12	1,079,782,678.47
“ ”	-54,106,665.45	-1,331,125,793.73
	5,763,541.22	8,786,574.41
	-2,774,955.48	-117,997,982.92
2	--	--
3	--	--
	899,651,105.33	909,895,144.11
	1,248,079,952.48	1,069,614,862.84
	-348,428,847.15	-159,719,718.73

2

3

4

	899,651,105.33	1,248,079,952.48
	29,945.20	646,929.87
	871,712,705.99	1,216,285,900.88
	27,908,454.14	31,147,121.73
	899,651,105.33	1,248,079,952.48

80

“ ”

81

	79,718,978.18	
	79,718,978.18	--

82

1

	--	--	71,630,048.94
	9,460,949.54	6.87	64,975,428.58
	360,696.98	7.81	2,815,348.14
	3,323,126.29	0.87	2,882,731.27
	531,442.56	1.80	956,540.95
	--	--	35,336,688.39

	5,145,308.51	6.87	35,336,688.39
	--	--	

2

83

84

1

--	--	--	--


2

85

1

1

--	--	--	--	--	--	--	--	--



--	--

3

3

4

5

6

1

1

				96.32%		
				100.00%		

			POS		100.00%	
						100.00%
Nexgo,Inc.			POS		100.00%	
					100.00%	
					100.00%	
						60.00%
						100.00%
						100.00%
NEXGO DO BRASIL PARTICIPACOE S LTDA			POS			100.00%
NexgoTechnolog yDWC-LLC						100.00%
						100.00%

Nexgo Global Limited				100.00%		
				100.00%		
				100.00%		
			POS	100.00%		
			pos		100.00%	

					100.00%	
				100.00%		
XGD Limited	Macau				98.00%	

2

--	--	--	--	--

3

4

5

2

1

2

--	--

3

1

20%

20%

2

	/	/

3

	/	/

4

	/	/
	--	--
	--	--
	--	--
	--	--

5

6

--	--	--	--

7

8

4

				/

5

6

1

	--	--	--	--
	--	--	--	--

2

3

4

5

6

7

8

9

1

--	--	--	--	--	--

2

3

--	--

4

	5%

5

1

/

--	--	--	--	--	--

/

--	--	--	--

2

/

/

/

/	/	/	/	/	/	/
---	---	---	---	---	---	---

/

/

/	/	/	/	/	/	/
---	---	---	---	---	---	---

/

3

--	--	--	--

		252,782.75	506,628.60
		93,189.36	0.00
		415,461.56	0.00

4

--	--	--	--	--

--	--	--	--	--

5

6

--	--	--	--

7

œ



\$! ÇøE°P,•vRp •T V x g&T fA • C

--	--

2017
 2019 2 22 6 2017
 2017 2017
 312,288 2017 7,507,843
 2019 3 4 2019-064 7,507,843 2018 3 1
 2019 4 24 2017 2017
 174 7,507,843 13,434 /
 2019 5 15 2020 5 14
 2019 5 10 2017
 2019-062
 2017 174 7,507,843
 4,587,474 61.10% 2019 6 30 0.95%
 61,609,775.82
 2018
 2019 4 24 2018
 34 2018 2018
 5,219,795 14,833 /
 2019 4 25 2018
 “ 2018 2019 2017
 20% “ 2017 2019 2017 20%
 2019 5 11 2020 5 10
 2019 5 10 2018
 2019-061 2018
 34 5,219,795
 1,782,817 34 15% 2019 6 30 0.37%
 26,439,176.11

5

1

2

1

”

2018 8 24
383,462.00 2,215,638.00 , 2,559,100.00
2,559,100.00
2019 6 30

2

3

1

--	--	--	--

2

3

4

1

1

--	--	--	--

2

--	--	--

2

3

1

2

4

5



6

1

2



3

4

7

2019 5 30 72%
 5% 72%
 “ ” “ ”
 “ ” 31% 20% 21%
 72% 28%
 8,000 100% 72% 5,760
 2019 6 26 2019-069
1,152

72%

2019-098

2019 5 30

3 3

2019

2019 5 31
2019-070

8

2019 2 27

1		15.00 /	19.00 /	333.3333
-666.6666	263.1578	-526.3157		
2				
3				
4				

2019 2 28

2019-014

1		3,526,268	0.73%	17.17 /
	10.91 /	53,898,404.60		13,365.72
2		3,526,268	0.73%	
17.17 /	10.91 /	53,898,404.60		
13,365.72				

2019 8 5

2019-106

2015
2019 2 22

2015

	3		2015	
2015		2015	,	
287,990		2015		4,348,640
2019 3 4				
2019-020		287,990		2018 3 4

2019 4 24

2015

	2018		"	" 2 "
	2015	2018	2015	30% 2018
6% "				
2018		9,853.97		192,321.15
5.12%		6%		2015

	2015		2015	2015
		4,348,640	2019 5 23	
2019-064		2015		2015
	4,348,640		2019 5 23	2015
	2017			
2019 2 22		6	2017	
	2017			2017
	312,288	2016	,	
2019 3 4		2017		7,507,843
2019-064				2018 3 1
2019 4 24			7,507,843	
	2017			2017
	174		7,507,843	2017
2019 5 15		2020 5 14		13,434 /
2019 5 10				
		2019-062		2017
2017		174		7,507,843
4,587,474		61.10%	2019 6 30	0.95%
61,609,775.82				
2018				
2019 4 24			2018	
	2018			2018
	34		5,219,795	2018
2019 4 25				14,833 /
	20%	" 2017	" 2018	2019
2019 5 11		2020 5 10	2019	2017
2019 5 10				20%
		2019-061		2018
	34		5,219,795	2018
	1,782,817		34 15%	2019 6 30
26,439,176.11				0.37%

1

1 81.33%

	17,625,142.78	100.00%	7,467,265.97	42.37%	10,157,876.81	33,736,965.40	100.00%	5,963,149.98	17.68%	27,773,815.42
	17,625,142.78	100.00%	7,467,265.97	42.37%	10,157,876.81	33,736,965.40	100.00%	5,963,149.98	17.68%	27,773,815.42

	7,467,265.97			

1	4,085,028.34	204,251.42	5.00%
1 2	5,361,365.60	1,072,273.12	20.00%
2 3	1,905,937.36	952,968.68	50.00%
3	5,237,772.75	5,237,772.75	100.00%
	16,590,104.05	7,467,265.97	--

1 1		5,120,067.07
		5,120,067.07

1	2	5,361,365.60
2	3	1,905,937.36
3		5,237,772.75
3	4	5,237,772.75
		17,625,142.78

2

	5,963,149.98	1,743,863.38		239,747.39	7,467,265.97
	5,963,149.98	1,743,863.38		239,747.39	7,467,265.97

--	--	--

3

--	--

--	--	--	--	--	--

4

单位名称	期末余额	占应收账款期末余额的比例(%)
第一名	5,397,606.68	30.62%
第二名	5,194,005.50	29.47%
第三名	1,564,931.05	8.88%
第四名	711,882.86	4.04%
第五名	528,696.56	3.00%
合计	13,397,122.65	76.01%

5

6

2

	165,334,305.25	4,693,931.34
	165,334,305.25	4,693,931.34

1

1

--	--	--

2

--	--	--	--	--

3

2

3

1

()		
-----	--	--

2

1

()		
-----	--	--

3

1

		512,359.52
	2,678,974.14	2,212,752.94
	119,074.96	159,885.76
	163,397,735.95	3,007,592.00
	166,195,785.05	5,892,590.22

2

	12	()	()	
2019 1 1	—	—	—	—

1 1	164,420,777.41
	164,420,777.41
1 2	1,028,900.36
2 3	283,119.25
3	462,988.03
3 4	93,867.03
4 5	35,320.00
5	333,801.00
	166,195,785.05

3

	1,198,658.88		337,179.08	861,479.80
	1,198,658.88		337,179.08	861,479.80

--	--	--	--

4

--	--

--	--	--	--	--	--

5

		149,309,176.29	1	89.84%	
		14,000,000.00	1	8.42%	
		595,737.60	1 2	0.36%	119,147.52
		411,706.57	1 2	0.25%	82,341.31
		400,000.00	1	0.24%	20,000.00
	--	164,716,620.46	--	99.11%	221,488.83

6

--	--	--	--	--

7

8

3

	2,542,733,683.31	24,989,932.23	2,517,743,751.08	2,545,920,513.11	24,989,932.23	2,520,930,580.88
	2,542,733,683.31	24,989,932.23	2,517,743,751.08	2,545,920,513.11	24,989,932.23	2,520,930,580.88

1

	50,000,000.00					50,000,000.00	
	4,000,000.00	6,000,000.00				10,000,000.00	
	2,520,930,580. 88	16,264,454.36	19,451,284.16			2,517,743,751. 08	24,989,932.23

2

	()									()	

3

4

	2,955,662.96	2,363,547.61	24,111,934.78	18,919,248.80
	412,192.94	145,654.17	2,720,919.39	1,813,154.86
	3,367,855.90	2,509,201.78	26,832,854.17	20,732,403.66

5

	185,000,000.00	
		24,315,465.37
	3,201,371.40	
		11,247,563.92

	188,201,371.40	35,563,029.29
--	----------------	---------------

6

1

	-11,650.25	
	18,777,309.49	
	4,778,430.13	
	-406,400.51	
	1,792,044.76	
	13,453.26	
	21,332,190.84	--

1 —

1 —

2

		/	/
	6.34%	0.30	0.30
	5.38%	0.250	0.250

3

1

2

3

4

2019