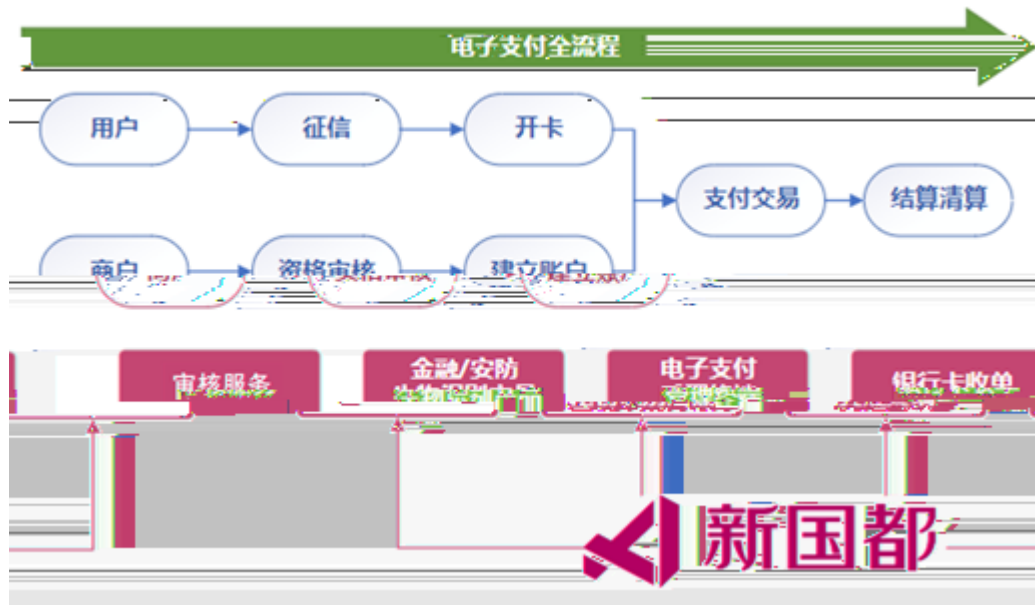




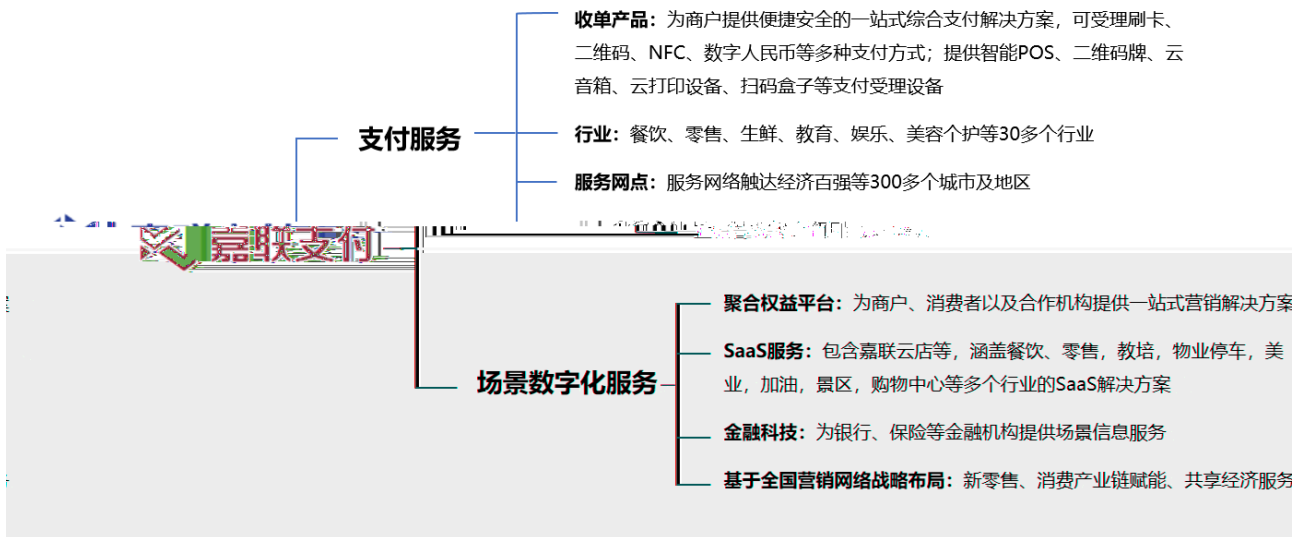
-
-
-
-

			BCG	2020			
				2022			
9.5%	10	2031			3.3		
	2022		2022				
					141.67		
3.68%		4,626.49	4,805.77		5.27%	8.84%	
	2,789.65	3,110.13		1.45%	4.5%		
				2022			
440.04	96.70		31.68%	21.48%	1.77		
3,883.38	2022	6			(
)							
2022							
		6					
				2022	8	31	15
	3.6	1,000.4					560



1

SaaS +



2

1

POS

POS

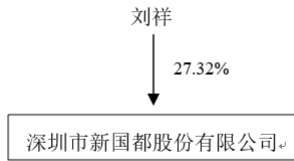
POS

POS

POS

3

--	--



(本页无正文, 为《深圳市新都股份有限公司 2022 年年度报告摘要》签字页)

深圳市新都股份有限公司

董事会

法定代表人(签字):

